

Bellissimo

General catalogue 2023

Bellissimo

 STILE ITALIANO

PANARIAgroup®

General index

Company overview 02

Marble

Calacatta	08
Luxury	12
Marfil	26
Maxi	30
Millenium	40
Onyx	50
Statuario	58
Universe	62

Stone

Alchimia	72
Element	80
Epic Stone	90
Marble Stone	96
Piasentina	100
Precious Stone	106
Stone Beauty	112

Matter

Concrete Texture	122
Industrial Cem	130
Tracks	136

Woods

Borealis	142
Classic	140
Contemporary	150
Sonata	152

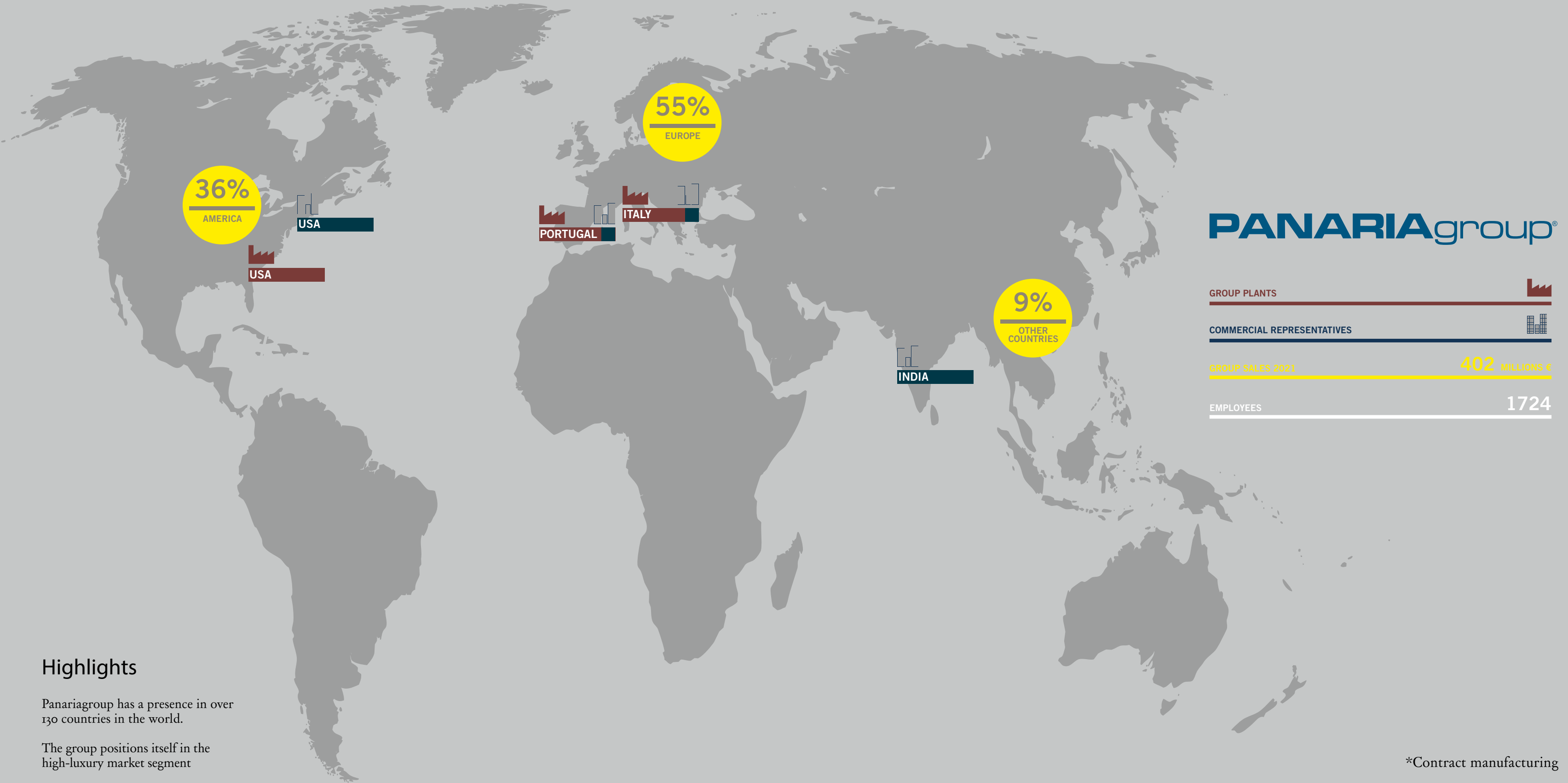
Packaging 155

Cleaning 160

A leading maker of **deluxe ceramics**

The strength and international breath of Panariagroup.

Panariagroup is one of the leading manufacturers of ceramic tiles for floors and wall cladding in the world. The group has production in Italy, Portugal, USA and India* has a presence in over **one hundred countries** thanks to a broad, established and widespread sales network. Specialised in the production of porcelain stoneware tiles, the company is positioned in the **ultra-luxury market segment** targeting a differentiated and discerning customer-base looking for top quality aesthetics and technology.



Highlights

Panariagroup has a presence in over 130 countries in the world.

The group positions itself in the high-luxury market segment

*Contract manufacturing

Bellissimo: our **values**

Elegance

The charm of Italian style: an aesthetic culture that has imposed its taste across the world, enhancing the most prestigious of living spaces.



Innovation

Ongoing research into materials, to constantly improve our aesthetic, technical and quality standards.



The **technology** know-how

Avant-garde machinery and constant innovation for unrivalled quality standards.

Panariagroup has always set itself apart thanks to its focus on research and innovation. The numerous production sites of the group are equipped with cutting edge machinery and production tools and the company also has an in-house research centre able to develop avant-garde application and aesthetic solutions, which help the company maintain its position as one of the industry leaders across the world.



Technology

Evolution, performance and know-how co-exist and share a perfect balance that represents the maximum of "Italian-ness" in the world.



Highlights

In-house research centre equipped with advanced technology. Innovation means evolution and ability to improve products quality.



Millenium

The seduction of marble finds its most elegant and pure expression in Millenium. Four wisely selected and reinterpreted iconic marbles gathered in a collection inspired by timeless beauty.










Millenium


Size



80x160 cm *Vitrified - Polished rect. - Satin rect.*
 ≙ 9,5 mm



60x120 cm *Vitrified - Polished rect. - Satin rect.*
 ≙ 9,5 mm



60x60 cm *Vitrified - Polished rect. - Satin rect.*
 ≙ 8,25 mm

Onice Ice



80x160 cm *Vitrified - Polished rect.*
 ≙ 9,5 mm

Statuario Extra



80x160 cm *Vitrified - Polished rect.*
 ≙ 9,5 mm




80x160 cm *Vitrified - Satin rect.*
 ≙ 9,5 mm



80x160 cm *Vitrified - Satin rect.*
 ≙ 9,5 mm

Calacatta Gold




80x160 cm *Vitrified - Polished rect.*
 ≙ 9,5 mm

Verde Superior



80x160 cm *Vitrified - Polished rect.*
 ≙ 9,5 mm



80x160 cm *Vitrified - Satin rect.*
 ≙ 9,5 mm

SHADE VARIATION



V4

WATER ABSORPTION



< 0,2 %

BREAKING STRENGTH (S) ISO 10545-4



≥ 2000 N

CHEMICAL RESISTANCE ISO 10545-13



GLA GHA (Resistant)

FROST RESISTANCE ISO 10545-12



Resistant

STAIN RESISTANCE ISO 10545-14



Class 5 (Resistant)

Packaging

ALCHIMIA

Sizes	Box			Europallet		
	pcs.	m ²	kg	box	m ²	kg
80x160 cm <i>Polished - Matt</i>	2	2,56	56,00	22	56,32	1292,00
60x120 cm <i>Polished - Matt - Natural R10</i>	2	1,44	30,5	34	48,96	1065,00
60x60 cm <i>Polished - Matt - Natural R10</i>	4	1,44	27,5	36	51,84	1010,00

BOREALIS

Sizes	Box			Europallet		
	pcs.	m ²	kg	box	m ²	kg
20x120 cm <i>Natural</i>	6	1,40	32,00	24	33,60	800,00

CALACATTA

Sizes	Box			Europallet		
	pcs.	m ²	kg	box	m ²	kg
60x120 cm <i>Polished - Satin</i>	2	1,44	30,5	34	48,96	1065,00
60x60 cm <i>Polished - Satin</i>	4	1,44	27,5	36	51,84	1010,00

Technical Data

CLASSIC

Sizes	Box			Europallet		
	pcs.	m ²	kg	box	m ²	kg
20x120 cm <i>Natural</i>	6	1,40	32,00	24	33,60	800,00

CONCRETE TEXTURE

Sizes	Box			Europallet		
	pcs.	m ²	kg	box	m ²	kg
60x120 cm <i>Satin</i>	2	1,44	30,5	34	48,96	1065,00
60x60 cm <i>Satin</i>	4	1,44	27,5	36	51,84	1010,00

CONTEMPORARY

Sizes	Box			Europallet		
	pcs.	m ²	kg	box	m ²	kg
20x120 cm <i>Natural</i>	6	1,40	32,00	24	33,60	800,00

ELEMENT

Sizes	Box			Europallet		
	pcs.	m ²	kg	box	m ²	kg
80x160 cm <i>Polished - Matt</i>	2	2,56	56,00	22	56,32	1292,00
60x120 cm <i>Polished - Matt</i>	2	1,44	30,5	34	48,96	1065,00

Packaging

EPIC STONE

Sizes	Box			Europallet		
	pcs.	m ²	kg	box	m ²	kg
60x120 cm <i>Matt</i>	2	1,44	30,5	34	48,96	1065,00
60x60 cm <i>Matt</i>	4	1,44	27,5	36	51,84	1010,00

INDUSTRIAL CEM

Sizes	Box			Europallet		
	pcs.	m ²	kg	box	m ²	kg
60x120 cm <i>Matt</i>	2	1,44	30,5	34	48,96	1065,00
60x60 cm <i>Matt</i>	4	1,44	27,5	36	51,84	1010,00

LUXURY

Sizes	Box			Europallet		
	pcs.	m ²	kg	box	m ²	kg
60x120 cm <i>Polished - Satin</i>	2	1,44	30,5	34	48,96	1065,00
60x60 cm <i>Polished - Satin</i>	4	1,44	27,5	36	51,84	1010,00

MARBLE STONE

Sizes	Box			Europallet		
	pcs.	m ²	kg	box	m ²	kg
60x120 cm <i>Polished - Matt</i>	2	1,44	30,5	34	48,96	1065,00
60x60 cm <i>Polished - Matt</i>	4	1,44	27,5	36	51,84	1010,00

MARFIL

Sizes	Box			Europallet		
	pcs.	m ²	kg	box	m ²	kg
60x120 cm <i>Polished - Satin</i>	2	1,44	30,5	34	48,96	1065,00
60x60 cm <i>Polished - Satin</i>	4	1,44	27,5	36	51,84	1010,00

MAXI

Sizes	Box			Europallet		
	pcs.	m ²	kg	box	m ²	kg
80x160 cm <i>Polished</i>	2	2,56	56,00	22	56,32	1292,00

MILLENIUM

Sizes	Box			Europallet		
	pcs.	m ²	kg	box	m ²	kg
80x160 cm <i>Polished - Satin</i>	2	2,56	56,00	22	56,32	1292,00
60x120 cm <i>Polished - Satin</i>	2	1,44	30,5	34	48,96	1065,00
60x60 cm <i>Polished - Satin</i>	4	1,44	27,5	36	51,84	1010,00

ONYX

Sizes	Box			Europallet		
	pcs.	m ²	kg	box	m ²	kg
60x120 cm <i>Polished - Satin</i>	2	1,44	30,5	34	48,96	1065,00
60x60 cm <i>Polished - Satin</i>	4	1,44	27,5	36	51,84	1010,00

PIASENTINA

Sizes	Box			Europallet		
	pcs.	m ²	kg	box	m ²	kg
60x120 cm <i>Polished - Matt</i>	2	1,44	30,5	34	48,96	1065,00
60x60 cm <i>Polished - Matt</i>	4	1,44	27,5	36	51,84	1010,00

PRECIOUS STONE

Sizes	Box			Europallet		
	pcs.	m ²	kg	box	m ²	kg
60x120 cm <i>Polished - Matt</i>	2	1,44	30,5	34	48,96	1065,00
60x60 cm <i>Polished - Matt</i>	4	1,44	27,5	36	51,84	1010,00

SONATA

Sizes	Box			Europallet		
	pcs.	m ²	kg	box	m ²	kg
20x120 cm <i>Natural</i>	6	1,40	32,00	24	33,60	800,00

STATUARIO

Sizes	Box			Europallet		
	pcs.	m ²	kg	box	m ²	kg
60x120 cm <i>Polished - Satin</i>	2	1,44	30,5	34	48,96	1065,00
60x60 cm <i>Polished - Satin</i>	4	1,44	27,5	36	51,84	1010,00


STONE BEAUTY


Sizes	Box			Europallet		
	pcs.	m ²	kg	box	m ²	kg
60x120 cm <i>Polished - Satin</i>	2	1,44	30,5	34	48,96	1065,00
60x60 cm <i>Polished - Satin</i>	4	1,44	27,5	36	51,84	1010,00

TRACKS

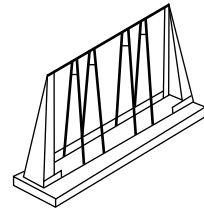
Sizes	Box			Europallet		
	pcs.	m ²	kg	box	m ²	kg
60x120 cm <i>Satin</i>	2	1,44	30,5	34	48,96	1065,00
60x60 cm <i>Satin</i>	4	1,44	27,5	36	51,84	1010,00


Packaging Universe

	Sizes in mm	Pcs per Box	Sqm per Box	Weight per Box
	1200x2400 mm <i>Polished</i>	1	2,88 sqm	62 kg

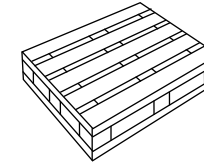
	Sizes in mm	Pcs per Box	Sqm per Box	Weight per Box
	1200x1200 mm <i>Polished</i>	2	2,88 sqm	62 kg


METAL TRESTLES
2430X530X1480 mm



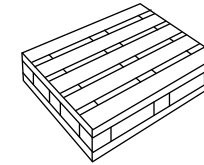
	Sizes in mm	Max capacity	Empty wooden trestle	1 full trestle weight	1 full trestle sqm
	1200x2400 mm <i>Polished</i>	28 Boxes	94 kg	1830 kg	80,64 sqm


WOODEN HORIZONTAL PALLET
1330X1330X730 mm



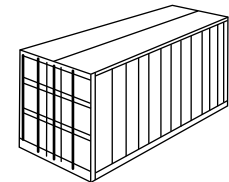
	Sizes in mm	Max capacity	Empty wooden Pallet	1 full Pallet weight	1 full Pallet sqm
	1200x1200 mm <i>Polished</i>	22 Boxes	85 kg	1449 kg	63,36 sqm

WOODEN VERTICAL PALLET
1220X760X1340 mm



	Sizes in mm	Max capacity	Empty wooden Pallet	1 full Pallet weight	1 full Pallet sqm
	1200x1200 mm <i>Polished</i>	28 Boxes	45 kg	1781 kg	80,64 sqm

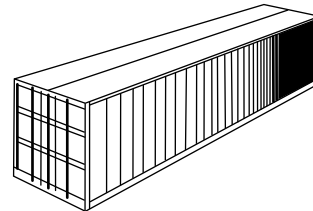
20 FEET
CONTAINER*



	Sizes in mm
	1200x2400 mm <i>Polished</i>

	UNITS	SQM	WEIGHT
Tresles	8	645,12 sqm	14640 kg
FULL CONTAINER		645,12 sqm	14640 kg**

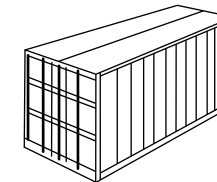
40 FEET
CONTAINER*




	Sizes in mm
	1200x2400 mm <i>Polished</i>

	UNITS	SQM	WEIGHT
Tresles	15	1209,6 sqm	27450 kg
FULL CONTAINER		1209,6 sqm	27450 kg**

20 FEET
CONTAINER*



	Sizes in mm
	1200x1200 mm <i>Polished</i>

	UNITS	SQM	WEIGHT
Horizontal	12	760,32 sqm	17388 kg
Vertical	4	322,56 sqm	7124 kg
FULL CONTAINER		1082,88 sqm	24512 kg**

*ONLY FULL CONTAINER LOAD
** CHECK THE PERMITTED WEIGHT ON THE CONTAINER

*ONLY FULL CONTAINER LOAD
** CHECK THE PERMITTED WEIGHT ON THE CONTAINER

Cleaning

"AFTER-INSTALLATION" CLEANING

1. "After-installation" cleaning is compulsory, both for glazed and non-glazed tiles.
2. An after-installation cleaning carried out not accurately, or not carried out at all, often results in halos preventing the floor to be kept clean despite of a careful daily cleaning.
3. To ensure an optimal cleaning, the use of a single brush with suitable disks (green for structured/anti-slip surfaces, red for the others) is recommended.

4. CEMENTITIOUS GROUTS MIXED WITH WATER

To ensure an optimal cleaning, the use of a single brush with suitable disks (green for structured/anti-slip surfaces, red for the others) is recommended.

Residue to be removed	Cementitious grouts, slurry, cement, lime			
Detergent type	Acid-based			
Detergent name	KERANET	CEMENT REMOVER	DETERDEK	LITOCLEAN PLUS
Manufacturer	MAPEI	FABERCHIMICA	FILA	LITOKOL

For the use, follow the specific instructions by the manufacturers.

After performing the washing described above, it is necessary to wash with a basic or alkaline product, namely a degreasing detergent (see point 5 of table). Acid washing can leave greasy marks on the floor, which tend to withhold dirt.

NOTE: for cementitious grouts with additives (latexes, resins, etc.), remove immediately with sponge and plenty of water. Then, treat the floor according to the instructions in points 3 and 4.

Always make preventive tests before the use (on a tile not laid yet), above all on lapped or polished products.

Do not carry out the "after-installation" cleaning if the tile temperature is high; in summer, clean during the fresher hours of the day.

5. EPOXY GROUTS

The removal must be carried out immediately and carefully with sponge and plenty of water, as these grouts harden very fast, even in a few minutes. The following day carry out a thorough cleaning with alkaline detergents; a few of them are indicated in the table below.

Operation	Thorough cleaning			
Detergent type	Alkali-based			
Detergent name	WAX REMOVER	PS 87	CIF Degreaser with bicarbonate	LITONET
Manufacturer	FABERCHIMICA	FILA	UNILEVER ITALIA	LITOKOL

For the use, follow the specific instructions by the manufacturers.

Cleaning

6. ANTI-SLIP SURFACES

Due to their special features, rough or structured anti-slip surfaces are harder to clean. After the grouting, it is important to remove the excesses in a short time and by frequent washing with sponge and water, till the floor is perfectly clean. Then, carry out an acid washing using a single brush with green disks.

DAILY CLEANING

Carry out the daily/routine cleaning with neutral detergents or degreasers, diluted in warm water, following the procedures indicated on the packages. The following products, which can be easily found on the market, are recommended.

Operation	Daily cleaning				
Detergent type	Neutral or degreaser				
Detergent name	GLASSEX degreaser	SMAC ULTRA degreaser	CIF Degreaser with bicarbonate	FLOOR CLEANER	FILA CLEANER
Manufacturer	RECKITT BENCKISER	BOLTON MANITOBA	UNILEVER ITALIA	FABERCHIMICA	FILA

EXTRAORDINARY CLEANING

It is carried out to remove very old or resistant stains or residues. The table below indicates detergents suitable for the stain type.

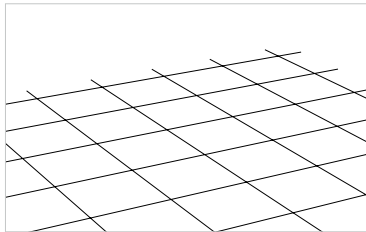


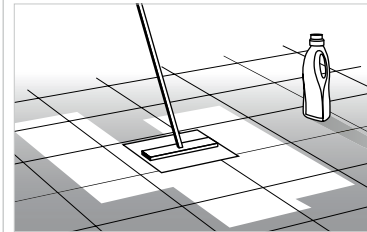
Residue to be removed	Coffee, coke, fruit juices, waxes, greases, etc...	Wine	Calcareous deposits	Rust	Inks, felt pens	Tyres, rubber marks, suckers, metal or pencil marks						
Detergent type	Neutral or degreaser		Oxidizing	Acid-based	Acid-based	Thinner-based	Abrasive paste					
Detergent name	Coloured Stain Remover	PS 87	CIF Degreaser with bicarbonate	OXIDANT	VIKAL	Diluted hydrochloric acid	Nitro thinner, trichloroethylene, turpentine	Coloured Stain Remover	VIM CLOREX	POLISHING CREAM	DETERGUM	Eraser (for pencil marks only)
Manufacturer	RECKITT BENCKISER	FILA	UNILEVER ITALIA	FABERCHIMICA	PROCTER & GAMBLE	Several manufacturers	Several manufacturers	FABERCHIMICA	GUABER	FABERCHIMICA	ZEP ITALIA	-

IMPORTANT: always make preventive tests before the use (on a tile not laid yet), above all on lapped or polished products.

Cleaning

REMOVAL OF WAXES OR POLISHING COATS

Do NOT use waxes on floor and wall tiles.

			
New floor that has been cleaned after installation in accordance to the instructions provided on the previous pages.	Detergents for routine cleaning that contain wax tend to deposit on the floor and create glossy films.	Simple substances (Coca Cola, wine, water, etc.) will remove this glossy film and give the floor its initial matt appearance.	To remove the glossy film, use a suitable detergent (undiluted Tile Cleaner by Faber). Daily cleaning should be performed using a detergent that does not contain wax.

Often, the standard detergents available on the market contain waxes or polishing additives that, washing after washing, deposit glossy coats on the floor causing halos and problems. This kind of coats can be deposited even by some grouts for joints. Simple agents such as coke, wine, water, etc... falling on the floor remove this glossy coat and restore the original duller look of the tiles. Amid a glossier floor, the areas without wax look like dull halos: instead, they are the only clean floor areas. In these cases, first of all the whole floor must be dewaxed, following the indications of the table below. Then, use the detergents of the table besides for the routine cleaning.

Residue to be removed	Glossy coats left by detergents	
Detergent type	Acid-based	
Detergent name	VIAKAL*	Pure TILE CLEANER *
Manufacturer	PROCTER & GAMBLE	FABERCHIMICA

(* Do not follow the indications on the package, rather apply the pure detergent, leave it for 15-30 minutes, rub with soft or lightly abrasive pads (white, yellow, red), then rinse thoroughly with water.

USEFUL REFERENCES

MAPEI Spa, via Cafiero 22, 20158 Milano – ITALY - Tel. +39 02/37673 – www.mapei.it

FABERCHIMICA Srl, via G. Ceresani 10 – località Campo d'Olmo 60044 Fabriano (AN) – ITALY - Tel. +39 0732/627178
www.faberchimica.com

FILA Industria Chimica Spa, via Garibaldi 32, 35018 S. Martino dei Lupari (PD) - ITALY - Tel. +39 049/9467300 – www.filachim.it

ZEP Italia Srl, via Nettunese Km 25,000 – 04011 Aprilia (LT) – ITALY - Tel. +39 06/926691 – www.zepitalia.it

Bellissimo
 STILE ITALIANO

Bellissimo

 STILE ITALIANO

PANARIAGROUP INDIA INDUSTRIE CERAMICHE PVT LTD
B-702, Shapath -IV, Opp. Karnavati Club,
S.G. Highway, Ahmedabad (Gujarat) - 380015 INDIA
Ph.: +91 79 6191 6501, Fax: +91 79 6191 6520
Toll Free No.: 18004 20 30 40 (Time 1000 Hrs to 1700 Hrs)
info@bellissimo.asia

EXPERIENCE CENTER:
E-13, Mansarover Garden,
New Delhi – 110 015
India
www.bellissimo.asia

PANARIAGROUP INDUSTRIE CERAMICHE S.p.A.
www.panariagroup.it