



Hora Time Hora	Destinació Destination Destino
20:05	BUDA
20:30	PINA
20:55	COPE
21:00	MOSC
21:55	ROST
22:05	PRAG
22:15	KATO
22:35	DUBL
22:55	SYKT

# BASALTINO

LIGHT GREY E90403 /  
 DARK GREY E90406  
 Brushed 45x90 & 90x90 /  
 17.7x35.4" & 35.4x35.4"

## FLOOR COVERINGS



# BASALTINO

## SIZE / FINISH

### L.GREY

#### BRUSHED



E90403 90x90 cm 35.4x35.4"




E61403 60x120 cm 23.6x47.2"



E60403 60x60 cm 23.6x23.6"



E49403 45x90 cm 17.7x35.4"



E63403Q 30x60 cm 11.8x23.6"

MR02 / RANDOM 30x30 cm 11.8x11.8"



BEIGE



LIGHT GREY



DARK GREY



CHARCOAL

## SIZE / FINISH

### M.GREY

#### LAPPATO



B90406 90x90 cm 35.4x35.4"




B61406 60x120 cm 23.6x47.2"



B60406 60x60 cm 23.6x23.6"



B49406 45x90 cm 17.7x35.4"



B63403Q 30x60 cm 11.8x23.6"


ML01 / LINE 6x3 30x30 cm 11.8x11.8"



BEIGE



LIGHT GREY



DARK GREY



CHARCOAL


MS06 / TRIANGLE



CHARCOAL

## SIZE / FINISH

### GRIP



90403H 90x90 cm 35.4x35.4"




49403H 45x90 cm 17.7x35.4"



61403H 60x120 cm 23.6x47.2"



60403H 60x60 cm 23.6x23.6"



63403HQ 30x60 cm 11.8x23.6"

### PACKING LIST

	Pcs Per M <sup>2</sup>	Pcs Per Box	Weight Per Box	Boxes Per PLT	Boxes Per EU PLT
30x60 cm 11.8x23.6"	5.56	7	27	40	36
60x60 cm 23.6x23.6"	2.78	4	34	32	28
60x120 cm 23.6x47.2"	1.39	2	45	40	36
45x90 cm 17.7x35.4"	2.47	3	35	40	35
90x90 cm 35.4x35.4"	1.23	2	46.5	27	18


## COLOR

### BEIGE



E60401 60x60 cm 23.6x23.6"

### (D.GREY)



E60408 60x60 cm 23.6x23.6"

### (L. GREY)



E60403 60x60 cm 23.6x23.6"

### (M.GREY)



E60406 60x60 cm 23.6x23.6"

### TAUPE



604382 60x60 cm 23.6x23.6"



Water Absorption (%)



Dimension (mm)

	Water Absorption (%)	Length	Width	Thickness	Straightness of Sides	Central Warpage	Edge Curvature	Warpage	Rectangularity
EN14411 (ISO 13006)	≤ 0.5	± 2.0	± 2.0	± 0.5	± 1.5	± 2.0	± 2.0	± 2.0	± 2.0
30x60 cm 11.8x23.6"	≤ 0.1	± 0.4	± 0.4	± 0.4	± 0.4	+0.7~-0.3	+0.3~-0.5	± 0.8	± 0.6
60x60 cm 23.6x23.6"	≤ 0.1	± 0.4	± 0.4	± 0.4	± 0.4	+0.7~-0.3	+0.4~-0.6	± 1.0	± 0.6
60x120 cm 23.6x47.2"	≤ 0.1	± 0.5	± 0.5	± 0.4	± 0.4	+0.8~-0.4	+0.5~-0.5	± 1.0	± 1.0
45x90 cm 17.7x35.4"	≤ 0.1	± 0.5	± 0.5	± 0.4	± 0.4	+0.8~-0.4	+0.5~-0.5	± 1.0	± 0.8
90x90 cm 35.4x35.4"	≤ 0.1	± 0.5	± 0.5	± 0.4	± 0.4	+0.8~-0.4	+0.5~-0.5	± 1.0	± 1.0



Breaking Strength Modulus of Rupture



Thermal Shock Resistance



Resistance to Chemical



Glazed Crack Resistance



Frost Resistance



Stains Resistance

EN14411 (ISO 13006)	S≥1300N / R≥35N/mm <sup>2</sup>	Test method available	Minimum GB	Resistant	Required	Minimum class 3
30x60 cm 11.8x23.6"	S≥2000N / R≥38N/mm <sup>2</sup>	Resistant	Minimum GLA	Resistant	Resistant	Minimum class 5
60x60 cm 23.6x23.6"	S≥2200N / R≥38N/mm <sup>2</sup>	Resistant	Minimum GLA	Resistant	Resistant	Minimum class 5
60x120 cm 23.6x47.2"	S≥2600N / R≥40N/mm <sup>2</sup>	Resistant	Minimum GLA	Resistant	Resistant	Minimum class 5
45x90 cm 17.7x35.4"	S≥2600N / R≥40N/mm <sup>2</sup>	Resistant	Minimum GLA	Resistant	Resistant	Minimum class 5
90x90 cm 35.4x35.4"	S≥2600N / R≥40N/mm <sup>2</sup>	Resistant	Minimum GLA	Resistant	Resistant	Minimum class 5