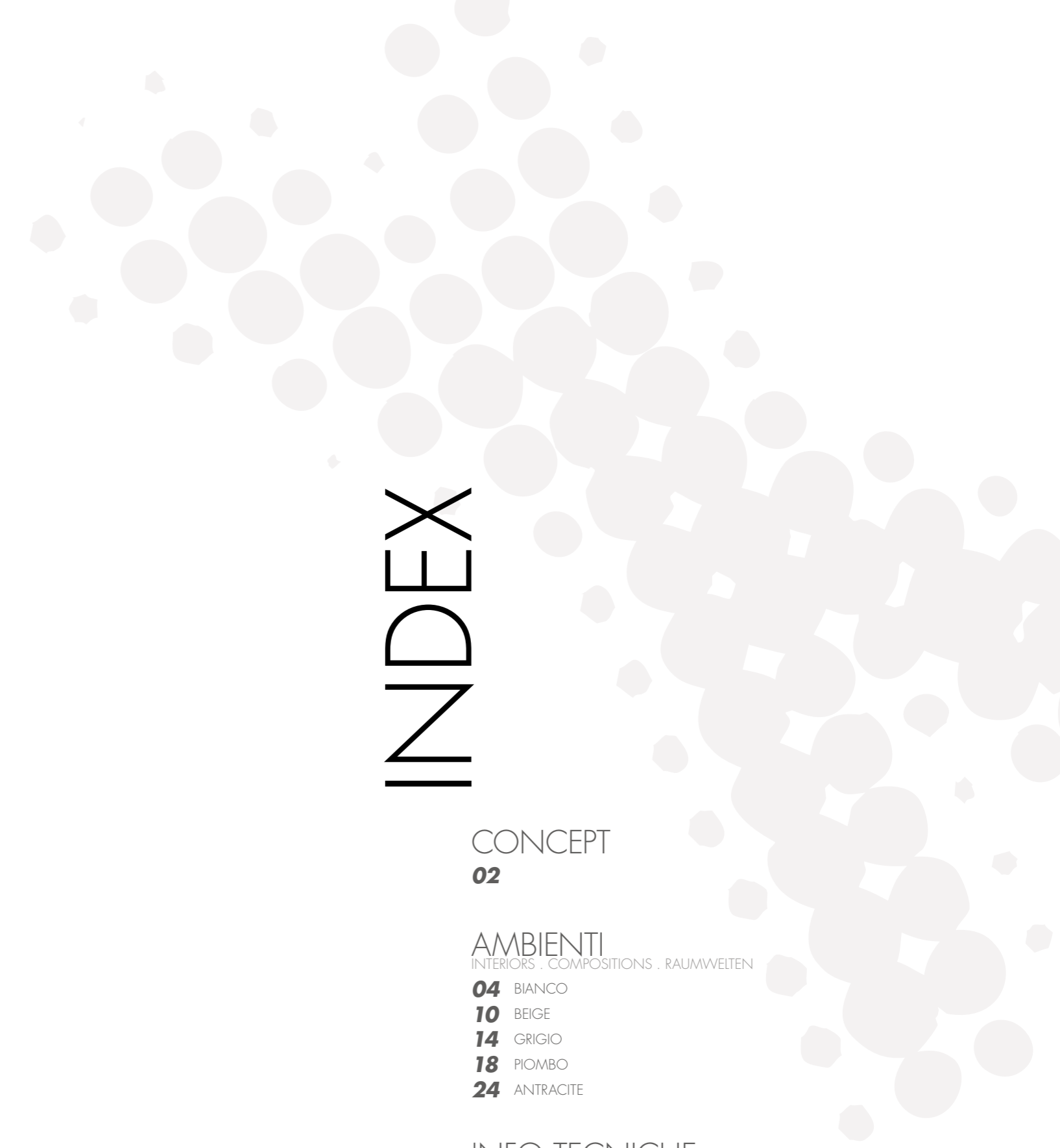



LIFE

Stone for living

 CERAMICHE
CASTELVETRO



INDEX

CONCEPT
02

AMBIENTI
INTERIORS . COMPOSITIONS . RAUMWELTEN


- 04** BIANCO
- 10** BEIGE
- 14** GRIGIO
- 18** PIOMBO
- 24** ANTRACITE

INFO TECNICHE
TECHNICAL INFO . INFO TECHNIQUES . TECHNISCHE INFORMATIONEN
28

5 COLORI
COLOURS . COULEURS . FARBEN

4 FORMATI
SIZES . FORMATS . FORMATEN

3 SUPERFICI
SURFACES . SURFACES . OBERFLÄCHEN
NATURAL RECT. / LAPPED RECT. / GRIP



LIFE [300*600] *rectified

**BIANCO
BEIGE
GRIGIO
PIOMBO
ANTRACITE**



BIANCO

LIFE

La **tua** ospitalità si **accende** di **delicate** sfumature

Subtle shades brighten your hospitality

Votre sens de l'accueil s'illumine de nuances délicates

Zarte Nuancen verbreiten ein weiches Licht



LIFE Bianco 60x60 nat. - 60x120 lapp. - 26x28 esagona



LIFE Bianco 60x120 lapp. - 26x28 esagona



LIFE Bianco 60x60 nat.

BEIGE

LIFE

L'**anima** della **pietra**

The soul of stone

L'âme de la pierre

Die Seele des Steins



GRIGIO

LIFE

Prende forma lo stile di **casa** tua

Your home's style takes shape

Chez vous, le style se matérialise

Dein Wohnstil nimmt Gestalt an



LIFE Grigio 30x60 nat. - 30x30 mosaico

PIOMBO

LIFE

Spazi caratterizzati da **segni** decisi

Strong patterning for characterful interiors

Des espaces ponctués de traits distinctifs

Räume mit klarer Kante





LIFE Piombo 60x60 strut.

LIFE



LIFE Piombo 40x80 nat.

ANTRACITE

LIFE

Una **materia** che esprime forza **creativa**

The creative force of matter

Une matière qui exprime la force de la création

Ein Material schafft Raum für Kreativität



BIANCO



60x120 nat. **CLE62R1**
78

60x120 lapp. **CLE62RL1**
79



60x60 nat. **CLE60R1**
73

60x60 lapp. **CLE60RL1**
76

60x60 strut. **CLE60R1S**
73



30x60 nat. **CLE36R1**
73

30x60 lapp. **CLE36RL1**
76

30x60 strut. **CLE36R1S**
73



40x80 nat. **CLE48R1**
74

BEIGE



60x120 nat. **CLE62R2**
78

60x120 lapp. **CLE62RL2**
79



60x60 nat. **CLE60R2**
73

60x60 lapp. **CLE60RL2**
76

60x60 strut. **CLE60R2S**
73



30x60 nat. **CLE36R2**
73

30x60 lapp. **CLE36RL2**
76

30x60 strut. **CLE36R2S**
73



40x80 nat. **CLE48R2**
74

GRIGIO



60x120 nat. **CLE62R4**
78

60x120 lapp. **CLE62RL4**
79



60x60 nat. **CLE60R4**
73

60x60 lapp. **CLE60RL4**
76

60x60 strut. **CLE60R4S**
73



30x60 nat. **CLE36R4**
73

30x60 lapp. **CLE36RL4**
76

30x60 strut. **CLE36R4S**
73



40x80 nat. **CLE48R4**
74

PIOMBO



60x120 nat. **CLE62R77**
78

60x120 lapp. **CLE62RL77**
79



60x60 nat. **CLE60R77**
73

60x60 lapp. **CLE60RL77**
76

60x60 strut. **CLE60R77S**
73



30x60 nat. **CLE36R77**
73

30x60 lapp. **CLE36RL77**
76

30x60 strut. **CLE36R77S**
73



40x80 nat. **CLE48R77**
74

ANTRACITE



60x120 nat. **CLE62R7**
78

60x120 lapp. **CLE62RL7**
79



60x60 nat. **CLE60R7**
73

60x60 lapp. **CLE60RL7**
76

60x60 strut. **CLE60R7S**
73



30x60 nat. **CLE36R7**
73

30x60 lapp. **CLE36RL7**
76

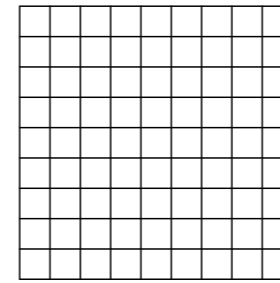
30x60 strut. **CLE36R7S**
73



40x80 nat. **CLE48R7**
74

DECORI

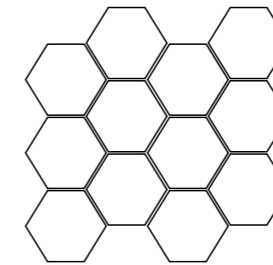
DECORATIONS . DECORS . VERZIERUNGEN



30x30 mosaico
3x3 su rete

- CLE1MS** BIANCO
- CLE2MS** BEIGE
- CLE4MS** GRIGIO
- CLE77MS** PIOMBO
- CLE7MS** ANTRACITE

39



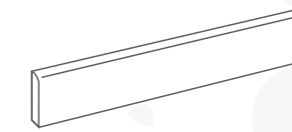
26x28 esagona
su rete

- CLE1E** BIANCO
- CLE2E** BEIGE
- CLE4E** GRIGIO
- CLE77E** PIOMBO
- CLE7E** ANTRACITE

57

PEZZI SPECIALI

SPECIAL TRIMS . PIÈCES SPECIALES . SONDERTEILE



7x60 battiscopa

- CLE6R1BT** BIANCO
- CLE6R2BT** BEIGE
- CLE6R4BT** GRIGIO
- CLE6R77BT** PIOMBO
- CLE6R7BT** ANTRACITE

27

IMBALLI

PACKING . EMBALLAGES . VERPACKUNGEN

FORMATO SIZE	pcs/box	m ² /box	kg/box	box/pallet	m ² /pallet	kg/pallet
60x120	2	1,440	31,00	32	46,080	1012
60x60	4	1,440	29,60	30	43,200	900
30x60	7	1,260	24,50	40	50,400	990
40x80	4	1,280	27,00	24	30,720	660
30x30 mosaico su rete	6		12,00			
26x28 esagona su rete	6		12,00			
7x60 battiscopa	14		11,40			

CODICI PREZZO

PRICE CODES . CODES PRIX . PREISLISTE

	27	39	57	73	74	76	78	79
MQ								
PZ	12,40	18,40	33,00	59,00	63,00	69,00	86,00	97,00
ML								

CARATTERISTICHE TECNICHE

TECHNICAL CHARACTERISTICS . CARACTERISTIQUES TECHNIQUES . TECHNISCHE DATEN



V2



10 mm
SPESSORE



FUGA MINIMA
2 mm



UNI EN ISO
10545.6
≤120mm³



BCR TORTUS
≤0,40



DIN 51130
R10 Naturale
R11 Strutturato



DIN 51097
A+B+C



DCOF
>0,42



Ceramiche CCV Castelvetro S.p.A.

Strada Statale 569, 173
41014 Solignano (Mo) ITALY
Tel. +39 059 778511
Fax: It. +39 059 778571
Fax: Export +39 059 778523
info@castelvetro.it
www.castelvetro.it